

Dreamy *Grunge*



The Technique


Prep the hair with pli and volume riche then blow-out with a large paddle brush. Wrap random sections around a large tong, allow to cool and brush out with fingers. Finish with a combination of crystal gloss and beach fizz for the “just got out of bed” look.

Adore...Love...Must-have!

pli ♥ volume riche ♥ crystal gloss ♥ beach fizz



Glam & Groomed



The Technique

Spread a small amount of liss control evenly throughout the hair and follow with pli before blow-drying using a large brush. For added protection spray constructor on your hair before you straighten it. Finally spray fix anti-frizz for long lasting hold and protection against frizz.

Adore...Love...Must-have!

liss control ♥ pli ♥ constructor ♥ fix anti-frizz



Bergdorf *Belle*



The Technique

For added volume use volume riche before blow-drying. Spray pli section by section and use rollers to create a light curl. Finish the look with crystal gloss and air fix for a strong hold and diamond shine finish.

Adore...Love...Must-have!

volume riche ♥ pli ♥ crystal gloss ♥ air fix



Fallen *Angel*




The Technique

Blow-dry with fix move to control and add hold to the hair. Apply constructor for added volume and texture then loosely pin hair around the back of the neck and fix in place using fix design. Spray beach fizz through the fringe for a tousled matt effect.

Adore...Love...Must-have!

fix move ♥ constructor ♥ fix design ♥ beach fizz



HEADMASTERS[®] hm

Pretty *in* Plaits



The Technique

Apply liss control to the lengths and ends for smooth and controlled definition whilst adding volume lift at the roots to give height to the style. Blow-dry the hair before braiding loosely around the face and securing in place at the back of the head. Finish with a touch of crystal gloss for added shine.

Adore...Love...Must-have!

liss control ♥ volume lift ♥ crystal gloss



The Vintage Double Knot



The Technique

Blow-dry the hair with full volume extra to add hold and control, adding a little liss control to smooth lengths and ends. Tie into a ponytail at the back of the head. Form a loose bun covering the ponytail and pin to secure. Finish with a little fix design to hold the style in place.

Adore...Love...Must-have!

full volume extra ♥ liss control ♥ fix design



Manhattan Curl



The Technique


Blow-dry the hair with volume architect and volume lift to create volume. Wrap the hair around a brush, replace with a roller and allow to cool. Finish with crystal gloss and secure the style in place.

Adore...Love...Must-have!

volume architect ♥ volume lift ♥ crystal gloss



Rock Candy



The Technique


Blow-dry with natural liss to the lengths and ends to smooth the hair and volume lift on the roots to add height to the style. Backcomb the back section and secure into a bee-hive using air fix to hold the style in place.

Adore...Love...Must-have!

natural liss ♥ volume lift ♥ air fix



THE HEADMASTERS *Blow-Dry* Collection



Choose from 8 styles created with products from the L'Oréal Professionnel styling range



Ask your stylist for more information

in partnership with

L'ORÉAL
PARIS
PROFESSIONNEL